











Long Term Overview – Class 1, Cycle A

Autumn 1	Autumn 2	Spring 1	Spring 2	Summer 1	Summer 2
Learning Journey 1 London's Burning	Learning Journey 1 No Place Like Home	Learning Journey 1 Old MacDonald Had a Farm	Learning Journey 1 All Change Please!	Learning Journey 1 Anchors Away!	Learning Journey 1 Sandcastles and Moats
<p>Text: Night Monkey Day Monkey By Julia Donaldson</p>  <p>Outcome: Year R – to retell the events orally. Year 1 – to write a simple letter.</p>	<p>Text: Going On A Bear Hunt By Michael Rosen, Helen Oxenbury</p>  <p>Outcome: Year R - to make a book of the bear hunt story using pictures and simple sentences using phonic knowledge and HF words. Year 1 -: to write their own bear Hunt Story using full sentences, careful spelling and adjectives.</p>	<p>Text: Farmer Duck By Martin Waddell/Helen Oxenbury</p>  <p>Outcome: Year R – write words and phrases to describe the farmer. Year 1 – write a short character description using full sentences, adjectives and simple conjunctions.</p>	<p>Text: The Very Hungry Caterpillar By Eric Carle</p>  <p>Outcome: Year R – write (or order) phrases to show what the caterpillar ate Year 1 – write their own version of the story using full stops, capital letters, finger spaces and adjectives.</p>	<p>Text: Mr Gumpy's Outing by John Burningham</p>  <p>Outcome: Year R – write a thank you card to Mr Gumpy. Year 1 – write their own version of the My Gumpy story with 2, 3 or 4 animals using full sentences, adjectives and simple conjunctions.</p>	<p>Text: The Wind and the Sun by Aesop</p> <p>Outcome: Year R – sequence the story, write captions to accompany pictures of the story Year 1 - write their own version of the story</p>

<p>Text:</p> <p>Outcome: Year R – Year 1 –</p>	<p>Instructional Writing</p> <p>Text: Christmas Crafts</p>  <p>CHRISTMAS CRAFTS FOR KIDS BETH GORDON</p> <p>for Kids</p> <p>Outcome: Year R – Sequence a set of instructions. Year 1 – Write a simple set of instructions using picture prompts.</p>	<p>Text: Animals on the Farm</p>  <p>Outcome: Year R – Make an information page, about different farm animals writing a sentence about each animal. Year 1 – Children can write several sentences in a simple non-narrative form to convey ideas and information, including appropriate vocabulary</p>	<p>Text: From Caterpillar to Butterfly</p>  <p>Outcome: Year R - draw pictures and write words to show the life cycle of a butterfly Year 1 – write a paragraph that describes the four stages of a butterfly's life cycle.</p>	<p>Text: Titanic – the disaster that shocked the world.</p>  <p>Outcome: Year R - write a postcard Year 1 - Write 2 postcards from different points of view.</p>	<p>Text: Seaside</p>  <p>Outcome: Year R – Children can write sentences/words for an information text. Year 1 - Children can write several sentences in a simple non-narrative form to convey ideas and information, including appropriate vocabulary</p>
--	---	--	--	---	--